

SINGLE CARTRIDGE METALLIC HOUSINGS

Leaflet-C-02-03-UK



FLUXA

Fluxa
Filtri
S.p.A.

V.le A. De Gasperi, 88/B-20017 Mazzo di Rho (MI)
Tel. 02.93959.1 (15 linee)
Fax 02.93959.400/440/470
e-mail: info@fluxafiltri.com - www.fluxafiltri.com


Agent for South Italy:
Sire srl-Via Sannio, 9 - 80146 Napoli
Tel. 0817349254-0817349310
Fax 0817349317

SINGLE CARTRIDGE HOUSINGS SERIES "D", "T"

- Single cartridge housings series "D", "T", are manufactured with AISI316/L.
- Manufactured following the requirements of P.E.D. 97/23/EC Directive. Available, upon request, housings suitable to be installed in environments subjected to 94/9/EC Atex Directive.
- These housings can fit cartridges with double open end DOE (are available models to fit SOE, code 3, code 7 end cap configuration).
- To fit cartridges from 4" to 30" length.
- Designed for flow rate up to 6000 l/h and pressure up to 40 bar.
- In line connection design for easy installation.
- Housings "T" have a V-Clamp closure with a tie-rod independent element seal. Housings "D" have a longitudinal tie rod that holds both the bowl and the cartridge. This reduces the room necessary for disassembly. In the other housings the cartridge fastening is not connected with the bowl assembly.
- Gaskets in EPDM, Buna N, Viton, silicone and PTFE available.



HOUSING SERIES "D"



MODELS			Connections			Dimensions		Weight	Volume	** Max. flow rate litres/h
	Material in contact with the fluid	* Maximum allowable pressure	In/out	Drain	Nr. cartridges	A	B	Kg	litres	
SSD 4-..	AISI 316/L	10 bar @ 60°C	¾", 1" gas f	¼" gas f	1 per 4"	110	165	2,3	0,75	1500
SSD 10-..	AISI 316/L	10 bar @ 60°C	¾", 1" gas f	¼" gas f	1 per 10"	110	320	3	1,6	2000
SSD 20-..	AISI 316/L	10 bar @ 60°C	¾", 1" gas f	¼" gas f	2 per 10" 1 per 20"	110	575	4,3	3	4000

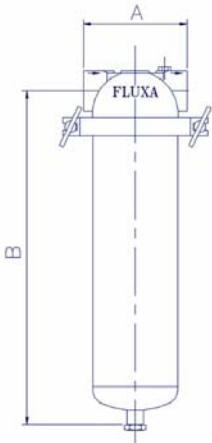
Flanged connections available upon request.

Gasket material : EPDM, Buna N, Viton, PTFE, Silicone, Asbestos free.

* Please contact our engineering staff for pressures and temperatures different from those above mentioned.

** Housing's flow rate without filter elements, referred to liquids with viscosity 1 cSt. Housing's flow rate has to be calculated in relation with filter elements and process data.

HOUSING SERIES "T"



MODELS			Connections		Nr. cartridges	Dimensions		Weight	Volume	** Max. flow rate litres/h
	Material in contact with the fluid	* Maximum allowable pressure	in/out	Drain		A	B	Kg	litres	
SST 4-..	AISI 316/L	16 bar @ 60°C	3/4", 1" gas f	1/4" gas f	1 per 4"	110	190	2,5	0,94	1500
SST 10-..	AISI 316/L	16 bar @ 60°C	3/4", 1" gas f	1/4" gas f	1 per 10"	110	355	3,2	1,85	2000
SST 20-..	AISI 316/L	16 bar @ 60°C	3/4", 1" gas f	1/4" gas f	2 per 10" 1 per 20"	110	605	4,4	3,35	4000
SST 30-..	AISI 316/L	16 bar @ 60°C	3/4", 1" gas f	1/4" gas f	3 per 10" 1 per 30"	110	870	5,4	4,8	6000

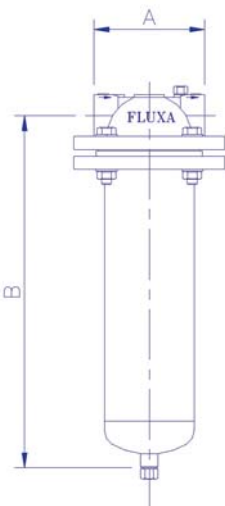
Flanged connections available upon request.

Gasket material: EPDM, Buna N, Viton, PTFE, Silicone, Asbestos free.

* Please contact our engineering staff for pressures and temperatures different from those above mentioned.

** Housing's flow rate without filter elements, referred to liquids with viscosity 1 cSt. Housing's flow rate has to be calculated in relation with filter elements and process data.

HOUSING SERIES SST.. HP 20



MODELS			Connections		Nr. cartridges	Dimensions		Weight	Volume	** Max. flow rate litres/h
	Material in contact with the fluid	* Maximum allowable pressure	in/out	Drain		A	B	Kg	litres	
SST 4 ..HP20	AISI 316/L	20 bar @60°C	3/4", 1" gas f	1/4" gas f	1 per 4"	110	190	4,9	0,94	1500
SST 10 ..HP20	AISI 316/L	20 bar @60°C	3/4", 1" gas f	1/4" gas f	1 per 10"	110	355	5,6	1,85	2000
SST 20 ..HP20	AISI 316/L	20 bar @60°C	3/4", 1" gas f	1/4" gas f	2 per 10" 1 per 20"	110	605	6,8	3,35	4000
SST 30 ..HP20	AISI 316/L	20 bar @60°C	3/4", 1" gas f	1/4" gas f	3 per 10" 1 per 30"	110	870	7,8	4,8	6000

Flanged connections available upon request.

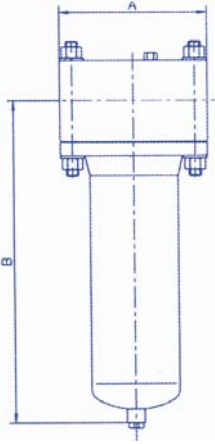
Gasket material: EPDM, Buna N, Viton, PTFE, Silicone.

Available, upon request, housings suitable to be installed in environments subjected to 94/9/EC Atex Directive.

* Please contact our engineering staff for pressures and temperatures different from those above mentioned.

** Housing's flow rate without filter elements, referred to liquids with viscosity 1 cSt. Housing's flow rate has to be calculated in relation with filter elements and process data.

HOUSING SERIES SST .. HP 40



MODELS			Connections		Nr. cartridges	Dimensions		Weight	Volume	** Max. flow rate litres/h
	Material in contact with the fluid	* Maximum allowable pressure	in/out	Drain		A	B	Kg	litres	
SST 10 ..HP40	AISI 316/L	40 bar @60°C	¾", 1" gas f	¼" gas f	1 per 10"	140	347	8	1,85	2000
SST 20 ..HP40	AISI 316/L	40 bar @60°C	1", 1½" gas f	¼" gas f	2 per 10" 1 per 20"	140	601	9	3,35	4000
SST 30 ..HP40	AISI 316/L	40 bar @60°C	1", 1½" gas f	¼" gas f	3 per 10" 1 per 30"	140	855	10	4,8	6000

Flanged connections available upon request.

Gasket material: EPDM, Buna N, Viton, PTFE, Silicone.

Available, upon request, housings suitable to be installed in environments subjected to 94/9/EC Atex Directive.

* Please contact our engineering staff for pressures and temperatures different from those above mentioned.

** Housing's flow rate without filter elements, referred to liquids with viscosity 1 cSt. Housing's flow rate has to be calculated in relation with filter elements and process data.

DESIGN DATA IN ACCORDANCE WITH P.E.D. 97/23/EC DIRECTIVE

SERIES	* Not hazardous liquids Group 2 (PS ·V ≤ 10.000)	* Hazardous liquids Group 1 (PS ·V ≤ 200)	Not hazardous gas Group 2 (PS ·V ≤ 50)	Hazardous gas Group 1 (PS ·V ≤ 25)
SSD	10 bar @ 60°C	10 bar @ 60°C	N/A	N/A
SST	16 bar @ 60°C	16 bar @ 60°C	* *	N/A
SST.. HP20	20 bar @ 60°C	20 bar @ 60°C	10 bar @ 184°C	N/A
SST.. HP40	40 bar @ 60°C	40 bar @ 60°C	SST10..HP40 25 bar SST20..HP40 14 bar SST30..HP40 10 bar	* *

* Liquids: fluids with vapour pressure at maximum allowable temperature (TS) < 0,5 bar exceeding atmospheric pressure.

** Please contact our engineering staff to verify the possibility to install these filters with this type of fluid.

At these conditions EC stamp is not required and an EC declaration of conformity will be not released in accordance with Art. 3, Par. 3 P.E.D. 97/23/EC Directive. Some of the above filter housings models can be EC marked (97/23/EC, 94/9/EC)

These housings can fit Fluxa filter cartridges with min. internal diameter 25 mm and max. outside diameter 68 mm. Below we list the main cartridges suitable for these type of housings:

- FILOPOR filter cartridges	(E-01 Leaflet)
- PROBOND™ filter cartridges	(E-05 Leaflet)
- POLIFLO filter cartridges	(E-09 Leaflet)
- POLIFLO "S" filter cartridges	(E-11 Leaflet)
- DELTAPOR MB filter cartridges	(E-03 Leaflet)
- DELTAPOR MBA filter cartridges	(E-04 Leaflet)
- Porous materials filter cartridges	(E-06 Leaflet)
- FLUSINT porous stainless steel filter cartridges	(E-19 Leaflet)
- FLUSINT stainless steel sintered microfibres filter cartridges	(E-20 Leaflet)
- FLUXAMESH stainless steel wire filter cartridges	(E-18 Leaflet)
- CARBOPOR activated carbon filter cartridges	(E-02 Leaflet)